



**SHOW THIS SAYING:  
IT'S FINGER LICKIN' GOOD**



**SHOW THIS SAYING:  
FOLLOW THEIR NOSE**



**SHOW THIS SAYING:  
IT'S MOUTH-WATERING**



**SHOW THIS SAYING:  
IT'S JAW-DROPPING**



**SHOW THIS SAYING:  
THEY'RE RESTING THEIR EYES ON  
SOMETHING**



**SHOW THIS SAYING:  
THEY SNIFFED SOMETHING OUT**



THE THREE OF YOU PERFORM THE SCENE FROM THE STORY WHEN FAIRY ILONA AND THE OTHER FAIRIES PACK UP AND MOVE TO THE MILKY WAY. THE REST OF YOU HAVE TO GUESS WHICH PART OF THE FAIRY TALE YOU ARE GOING TO ACT OUT.



THE THREE OF YOU PERFORM THE SCENE FROM THE STORY WHEN THE FERRYMAN TAKES THE FAIRIES ACROSS THE DANUBE IN HIS BOAT. THE REST OF YOU HAVE TO GUESS WHICH PART OF THE FAIRY TALE YOU ARE GOING TO ACT OUT.



THE THREE OF YOU PERFORM THE SCENE FROM THE STORY WHEN THE FAIRIES WERE FEASTING ON THE BANKS OF THE DANUBE. THE REST OF YOU HAVE TO GUESS WHICH PART OF THE FAIRY TALE YOU ARE GOING TO ACT OUT.





**MAKE A FEW CHILDREN INTO LIVING  
SCULPTURES OF YOUR FAVORITE  
BUILDING ORNAMENTS FROM THE WALK!  
THE REST OF YOU HAVE TO GUESS WHAT  
YOU WANT TO DISPLAY.**



**CHOOSE THREE OF YOUR COMPANIONS  
AND ADJUST THEM TO RESEMBLE THE  
SHAPE OF YOUR FAVORITE BUILDING YOU  
SAW ON YOUR WALK! THE OTHERS HAVE  
TO GUESS WHICH BUILDING IT IS.**



**THREE OF YOU, ACT OUT A SCENE FROM  
THE FAIRY TALE. THE REST OF YOU HAVE  
TO GUESS WHAT YOU ARE GOING TO  
SHOW.**




**CHOOSE THREE OF YOUR COMPANIONS  
AND PUT THEM IN A SCULPTURE GROUP!  
THE GROUP OF STATUES SHOULD ACT OUT  
A SCENE FROM THE STORY.**



# HUMAN BRIDGEHEAD



# FAIRYLAND BRIDGEHEAD





**SHOW THIS WORD:  
FAIRY ILONA**



**SHOW THIS WORD:  
GOLDEN HAIR**



**SHOW THIS WORD:  
SILVER BRIDGE**



**SHOW THIS WORD:  
GOLDEN HORSESHOE**





**DRAW THIS EXPRESSION:  
THEY PERK UP THEIR EARS**



**DRAW THIS EXPRESSION:  
THEY ARE RAVENOUS**



**DRAW THIS EXPRESSION:  
THEY HANDLE IT WITH KID GLOVES**



**DRAW THIS EXPRESSION:  
THEIR JAWS DROPPED**



**DRAW THIS EXPRESSION:  
SWEET AS HONEY**



**DRAW THIS WORD:  
MILKY WAY**



**DRAW THIS WORD:  
PALACE**



**TELL US:  
SAY A SENTENCE, THREE OF YOU! THE FIRST  
ONE STARTS WITH A WORD, THEN EACH ONE  
ADDS A WORD! IN THIS SENTENCE,  
TELL A SCENE FROM THE FAIRY TALE!**



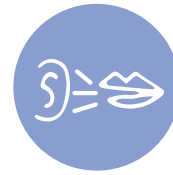
**TELL US:  
TELL THE FAIRY TALE TOGETHER!  
EVERYONE SAYS A SENTENCE. WHOEVER  
CAN CONTINUE THE STORY, CONTINUE  
WITH THE NEXT SENTENCE!**



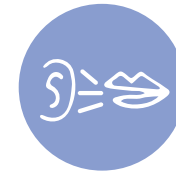




**WHISPER THE FOLLOWING WORD  
TO THE PERSON NEXT TO YOU:  
WATER LILY**



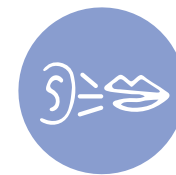
**WHISPER THE FOLLOWING WORD  
TO THE PERSON NEXT TO YOU:  
WILLOW TREE**



**WHISPER THE FOLLOWING WORD  
TO THE PERSON NEXT TO YOU:  
WATER SURFACE**



**WHISPER THE FOLLOWING WORD  
TO THE PERSON NEXT TO YOU:  
MONGOL INVASION**





**EXPLAIN THIS WORD:**

**FEAST**

**PARAPHRASE THE WORD, TELL AS MUCH  
AS YOU CAN ABOUT IT WITHOUT SAYING  
THE WORD.**



**EXPLAIN THIS WORD:**

**FAIRY**

**PARAPHRASE THE WORD, TELL AS MUCH  
AS YOU CAN ABOUT IT WITHOUT SAYING  
THE WORD.**



**EXPLAIN THIS WORD:**

**HORSESHOE**

**PARAPHRASE THE WORD, TELL AS MUCH  
AS YOU CAN ABOUT IT WITHOUT SAYING  
THE WORD.**



**EXPLAIN THIS WORD:**

**PALACE**

**PARAPHRASE THE WORD, TELL AS MUCH  
AS YOU CAN ABOUT IT WITHOUT SAYING  
THE WORD.**



**EXPLAIN THIS WORD:**

**WILLOW TREE**

**PARAPHRASE THE WORD, TELL AS MUCH  
AS YOU CAN ABOUT IT WITHOUT SAYING  
THE WORD.**



**EXPLAIN THIS WORD:**

**TALE**

**PARAPHRASE THE WORD, TELL AS MUCH  
AS YOU CAN ABOUT IT WITHOUT SAYING  
THE WORD.**



**EXPLAIN THE SAYING:  
THEY HAVE EYES LIKE A HAWK**



**EXPLAIN THE SAYING:  
THEY GUARD IT LIKE THEIR EYESIGHT**





**SHOW THIS WORD:  
COLUMN**



**SHOW THIS WORD:  
PILLARHEAD**



**SHOW THIS WORD:  
CELLAR**



**EXPLAIN THIS WORD:  
WINDOWSILL  
PARAPHRASE THE WORD, TELL AS MUCH  
AS YOU CAN ABOUT IT WITHOUT SAYING  
THE WORD.**



**EXPLAIN THIS WORD:  
FACADE  
PARAPHRASE THE WORD, TELL AS MUCH  
AS YOU CAN ABOUT IT WITHOUT SAYING  
THE WORD.**



**EXPLAIN THIS WORD:  
RELIEF  
PARAPHRASE THE WORD, TELL AS MUCH  
AS YOU CAN ABOUT IT WITHOUT SAYING  
THE WORD.**



**TELL YOUR PARTNER THE PICTURE SO  
THEY CAN DRAW IT!**



**EXPLAIN THIS PICTURE TO THE OTHERS SO  
THAT THEY CAN DRAW IT.**



